

RADIANT EMBER BLUETOOTH SPEAKER

Description

the Radiant Ember Bluetooth Speaker IS an innovative versatile and stylish addition to your home or outdoor space. Combining the functionality of a high-quality Bluetooth speaker with the enchanting ambiance of a flame atmosphere lamp, this device is designed to enhance any setting.



MYSTIC FLAME BLUETOOTH SPEAKER

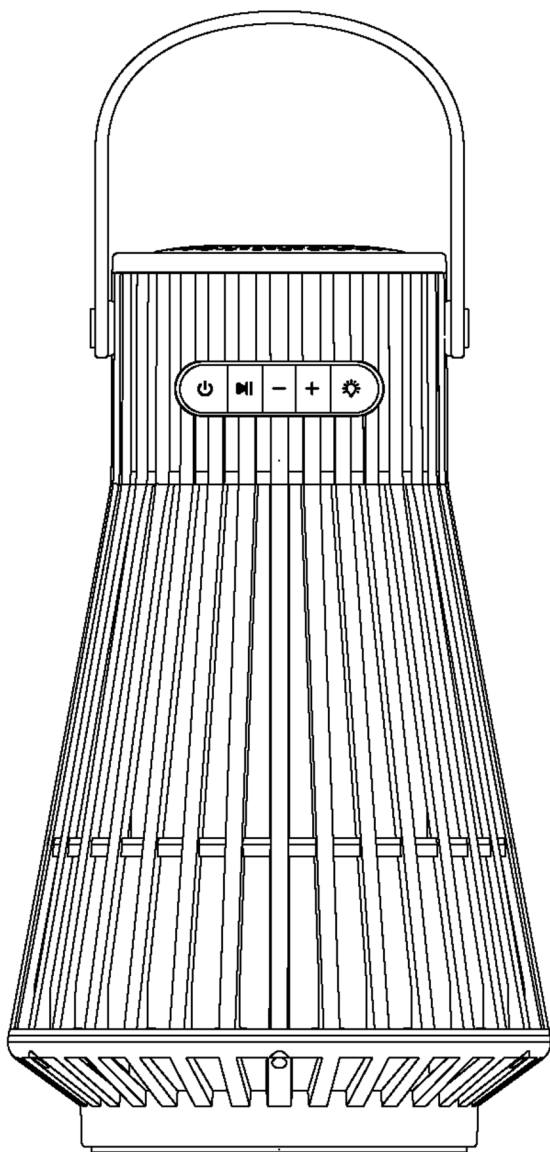
RADIANTEMBER-BSP-NA
RADIANTEMBER-BSP-BL

USE	INDOOR OR OUTDOOR SPACES THAT NEED LIGHT & A BLUETOOTH SPEAKER - POOLSIDE, PATIOS, GARDENS, ETC.
FINISH	ABS & PC CONSTRUCTION WITH A SLEEK BLACK FINISH OR NATURAL WOOD-LOOK FINISH
INCLUDES	5V/600mA power supply, 3.7V 2000mAh or 3.7V 3600mAh, Type-C Cable , 52MM 4Ω/5W SPEAKER, BLUETOOTH VERSION 5.0
WARRANTY	2 YEAR WARRANTY
INTEGRATED LAMP	120 LED BULBS, 5V/1A
WATER RESISTANCE	RATED IP65 - SPLASH RESISTANT BUT DO NOT SUBMERGE

INSTALLATION INSTRUCTIONS

1. Simply charge the Radiant Ember Bluetooth Speaker
2. Place it in your desired location outdoors or indoors. No wiring required.






RADIANT EMBER BLUETOOTH SPEAKER



Please read carefully before use




Wireless speaker mode

Single speaker use

- Long press  button to turn on speaker and with a beep. The blue indicator light flashes slowly, search bluetooth name "AJ100" on the phone. After the connection is successful, the indicator light will be always on and accompanied with a beep.
- Short press  button to switch to the previous song, long press to lower the volume.
- Short press  button to switch to next song, long press to increase the volume. When the volume reaches the maximum, there will be a beep.
- Long press  button to cancel pairing with mobile phone.
- Short press  button to pause or resume playing.

Double speakers use

Two speakers pairing

- Long press  button at same time to turn on the two speakers, short press or double press the  button of any speaker to enter the pairing. After the pairing is successful, the indicator light will be on and there will be a beep.
- If one speaker is successfully connected and to connect another one to form left and right channels, just turn on the left speaker power, and then short press or double press the  button of the connected speaker. After the pairing is successful, there will be a beep. (Be sure to short or double press the speakers that have been paired successfully, otherwise the pairing cannot be successfully combined).

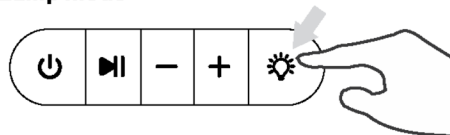
Product information





- Button control, easy to use
- Flame lamp
- Night light
- When using both two wireless speakers, the left and right channels be separated to be on the box. Stereo output creates perfect sound. (Notice: When using a single wireless speaker, the left and right channels will be combined to output.)
- Wireless speaker function
- White LED light flashes, shows wireless speaker is ON. White LED light lights in long time, shows wireless speaker connected success fully.
- When charging, it shows the red light. The red light goes off, shows the lamp full charged.
- IP65 dustproof and waterproof

Technical Parameters

Wireless version	V5.0	Distortion Rate	≤10%
Output Power	5W	SNR	> 80dB
Transmission Distance	≥10m	Horn Parameters	φ52mm 4Ω 5W
Frequency Response	50Hz-20kHz	Power Supply	5V 1A
The Charging Interface	Type-C	Product Size	113x113x188mm
Built-in Lithium Battery	3.7V/3600mAh		

Flame Lamp mode



Flame lamp and speaker are independently designed and controlled. Short press the light key  for the first time, and the flame light will turn on. Short press the light key  for the second time to turn on the night light, and long press the light key  to adjust the brightness or darkness of the night light. Short press the light key  for the third time, the night light goes out, and the cycle repeats in sequence.